

CONSISTENTLY EFFICIENT 



MAN Cargo Line A.

Rugged, reliable, functional.

Engineering the Future – since 1758.

MAN Truck & Bus



Efficiency all along the road. The Cargo Line A.

There is more focus on cost aspects today in the transport sector than ever before. Businesses obviously want to boost their productivity and profitability. Pushing ahead of the competition means reducing costs while optimizing performance. A central question is consequently: How do I improve the cost-effectiveness of my fleet, how do I increase its efficiency?

The Cargo Line A (CLA) is the right answer for the road ahead. A truck that satisfies the highest demands for reliability, ruggedness and long service life, and opens up a new dimension in transport efficiency. Integrating tried and tested MAN technology, it delivers superior driving performance combined with excellent comfort and safety. This is a vehicle engineered for userfriendly handling supported by high-end electronics. Climb in and drive away is the order of the day.



Reliability made by MAN technology.

The CLA is an MAN from head to toe; from the cab to the drive. Its product quality corresponds 100% to the high MAN standards. So you may rest assured that you will find MAN on the inside wherever it says MAN on the outside. This means you can be sure to have made the right investment decision when you purchase a CLA.

No matter what you do, the CLA always performs up to the mark. It is in excellent shape on roads and away from the paved track too. It really feels at home driving on asphalt. It takes to dust, gravel and mud like a duck to water. Whether you choose a left- or right-hand drive vehicle, as a chassis, tipper or semitrailer tractor: the CLA gets things moving in every sector. This is accompanied by attractive fuel consumption figures, low wear and tear, low maintenance costs, reduced downtimes and sustained value. Transport efficiency that more than pays its way.



Model

Type	Axle	Type config.	Steering	Wheelbase	Total Weight	Engine	Gearbox	PTO	Cabin
Chassis	4x2	15.220	RHD	5200	15t	162 kW 220 hp Euro 2	ZF 6S850	preparation	Day Cab
Chassis	4x2	16.220	LHD	5200	16t	162 kW 220 hp Euro 2	ZF 6S850		Day Cab
Chassis	4x2	18.220	LHD/RHD	4200/5200	18t	206 kW 280 hp Euro 3	ZF 9S 1110 TO	preparation	Day/ Long Cab
Chassis	4x2	20.280	LHD	4200	20t	206 kW 280 hp Euro 3	ZF 9S 1110 TO	preparation	Day Cab
Tractor	4x2	18.280	LHD	3600	18t	206 kW 280 hp Euro 3	ZF 9S 1110 TO		Long Cab
Chassis	6x4	26.280	LHD/RHD	4600	26t	206 kW 280 hp Euro 3	ZF 9S 1110 TO	preparation	Day/ Long Cab
Tractor	6x4	26.280	LHD/RHD	3175	26t	206 kW 280 hp Euro 3	ZF 9S 1110 TO		Day/ Long Cab
Tipper	6x4	26.280	LHD/RHD	3175	26t	206 kW 280 hp Euro 3	ZF 9S 1110 TO	ZF/ Hyva PTC	Day Cab
Tipper	6x4	26.280	LHD/RHD	3825	26t	206 kW 280 hp Euro 3	ZF 9S 1110 TO	ZF/ Hyva PTC	Long Cab
Mixer	6x4	26.280	LHD/RHD	3175	26t	206 kW 280 hp Euro 3	ZF 9S 1110 TO	Engine PTO	Day Cab
Mixer	6x4	26.280	LHD/RHD	3825	26t	206 kW 280 hp Euro 3	ZF 9S 1110 TO	Engine PTO	Day Cab

First-class in functionality and comfort.



Attractive interior with a clearly arranged cockpit and practical storage facilities.



Storage compartments for radio/CD, radio unit or tachograph, for example.



Comfort bunk in the long cab.



Steering wheel adjustable in height and angle.



Ergonomic seats with 3-point seatbelts and headrests.

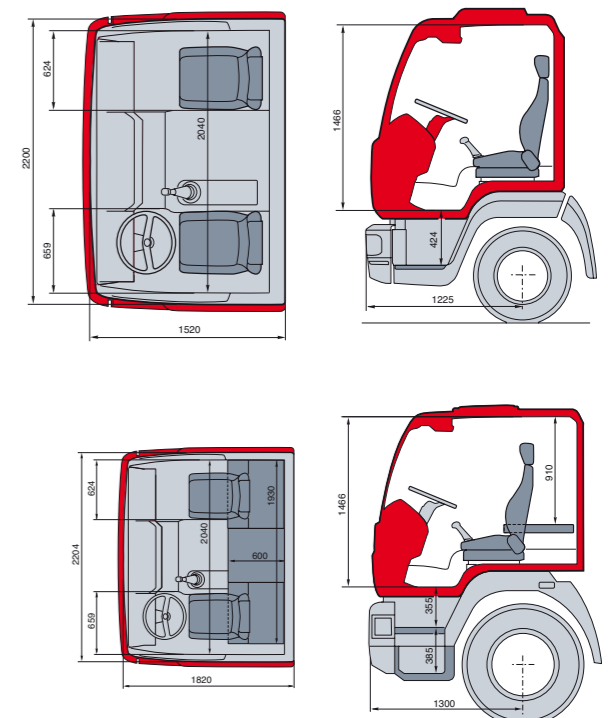
Take the best seat.

The CLA comes dynamic and elegant, but with a powerful profile. A truck that sets accents. With the compact day cab and equally with the 300 mm longer long cab. Just imagine you are climbing in and taking your seat in the cockpit. What you find is a workplace exactly as you wanted it: ergonomic seats, a steering wheel adjustable in height and inclination, a clearly arranged dashboard, controls


that are easy to reach, the excellent panoramic view. All that makes for a work environment of comfortable and convenient functionality. Not forgetting the numerous compartments, shelves and stowage spaces for a driver's personal items plus utensils of every kind. And last but not least the bunk in the ML cab, assurance of restful sleep.




Air-conditioning system.



Ideally configured for tough to the toughest use.



6-cylinder Diesel engine in Euro 2 or Euro 3.



Driving axle as AP axle or hypoid axle.



Transport good, feel good.

The straight-through level ladder frame of the CLA is optimized in weight, extremely stable and an easy chore for the bodymaker. No parts project over the top edge, attachment of body parts is straightforward. Whether 15 tonnes or 26 tonnes with a twin-tired trailing axle with a tandem unit, the CLA stands out because it manages even the biggest loads without difficulty. The rugged trapezoidal springs, easy to maintain, also play their part.

Feel the performance.

Excellent driving dynamics is one of the outstanding features of the CLA. Excellent running performance, high dependability, long life time and minimal maintenance effort characterize the engines. Torquey 6-cylinder Euro 2 and Euro 3 engines produce the power demanded for better transport performance. Easily worked 6-speed and 9-speed gearboxes transmit the power to the driving axle. These are stable and enduring AP axles, designed for maximum payload and tough continuous use, or low-friction hypoid axles intended for short-haul and long-haul.

Quality made by MAN.

The CLA is manufactured by MAN in accordance with the highest quality standards. MAN uses different manufacturing concepts. In the case of the completely knocked down (CKD) production concept, the CLA is dismantled into parts sets and transported as a “truck in the box” to the destination, where it is then assembled. In the fully built up (FBU) production concept, the chassis is equip-

ped with a body with the help of well-known body manufacturers and sold as a complete vehicle. The latest technologies and processes are employed here. One such highlight is cathodic dip painting (CDP), a process that guarantees excellent coating quality. So you can be sure that your CLA lives up to the name on the radiator grille: first-class quality by MAN.



A multi-purpose truck.

You can rely on the CLA to handle all your jobs. On-road or off-road, the CLA is as much at home on asphalt as it is on dust, gravel and mud – as a chassis, tipper or tractor.

Further information under: www.man-mn.com/cla



D 111.3476/E · kr 08122 · Printed in Germany
Text and illustrations not binding.
Subject to modifications in the course of technical progress.

MAN Truck & Bus AG
Postfach 50 06 20
D-80976 München
www.mantruckandbus.com